
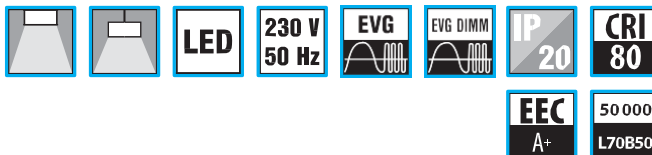


SEL



LED Stablichter

Gehäuseform:

Pulverbeschichtetes Stahlblech in Weiß (RAL 9003)

Optik:

KV - opale Abdeckung
SELN - schmaler Abstrahlwinkel
SELW - breiter Abstrahlwinkel

LED:

Mid Power LED
3... warm white 3000K
4... neutral white 4000K

Verschaltung:

LED Konstantstromtreiber
ND - nicht dimmbar (Standard)
DIM - dimmbar 1-10V DC
DALI - dimmbar DALI

Anwendung:

Decken- oder Pendelinstallation

Zubehör:

Abhängeset

LED linear fittings

Body:

White painted (RAL 9003) metal sheet

Optic:

KV - opal cover
SELN - narrow beam
SELW - wide beam

LED:

Mid Power LED
3... warm white 3000K
4... neutral white 4000K

Wiring:

LED current driver
ND - not dimmable (standard)
DIM - dimmable 1-10V DC
DALI - dimmable DALI

Application:

Surface or pendant installation

Accessories:


Suspension set

SEL OHNE REFLEKTOR / SEL -
WITHOUT REFLECTOR

SELN SCHMALE ABSTRAHLUNG /
SELN - NARROW BEAM

BREITE ABSTRAHLUNG / SELW -
WIDE BEAM

MONTAGELÖCHER / MOUNTING
HOLES



Codes: SEL1MKV3V1/700ND

SEL	1	M	KV	3	V1	/700ND
Leuchtentyp / luminaire type						
Anzahl Leuchtstreifen / no. of light strips						
Gehäuselänge / body length: M = 1200 mm L = 1500 mm						
Optik / optic KV -opal cover of LED modules						
Farbtemperatur / color temperature: 3 = 3000K 4 = 4000K						
Verbaute LEDs / used LEDs						
Treibertyp / driver type: ND - nicht dimmbar / not dimmable DIM - dimmbar 1-10V / dimmable 1-10V DALI - dimmbar DALI / dimmable DALI						



	W*	lm*	lm/W	A	B	C	X	kg
SEL1MKV 700	28	3100	111	1186	38	39	900	1,1
SELN1MKV 700	28	3000	107					2,0
SELW1MKV 700	28							

lm - Lumen / luminaire light output